





# MyLab FAQs

## PAYING INVOICES

- 1 Open [mylab.midwestlabs.com](http://mylab.midwestlabs.com) and click on the  button on your left-hand column.
- 2 You can click the  button to view invoice details or the  button to make a payment.
- 3 Click on the appropriate credit card or pay with a new card then click .

**Note:** Entering a credit card number on the myLab portal will not mean your invoices are automatically paid each month. You must select the invoice and process the order each time to initiate payment.

