



## SEASONAL EFFECTS ON SOIL SAMPLING SOIL TEST VALUES

You still have time this spring to establish current soil test levels with your producers to prepare for the current growing season and beyond. As we know soil test levels fluctuate naturally through the year. It's why we recommend consistent soil sampling year-over-year. However, if the season ran short last fall, it's still important to sample.

Stay in the know; soil sampling is the foundation for a well-planned fertilizer management program. Avoid the guessing, and get your testing done.

### Benefits of Spring Soil Sampling

- Avoid delays in fall fertilizer application after harvest; spreading can be scheduled to be done right after harvest and eliminate the rush to sample and spread before tillage.
- Allow crop residue to leach nutrients like potassium back into the soil for more accurate test results.
- Provide a longer time frame to review and develop a fertilizer program.
- Fewer weather issues.
- You can never have too much data when soil sampling.

Contact us for  
sampling supplies  
or analysis questions:  
[client\\_services@midwestlabs.com](mailto:client_services@midwestlabs.com)

### Popular analytical services include:

	Required Sample Size	Turnaround Time	Price
<b>S1A (BASIC)</b>	250g	3 BD	<b>\$10.50</b> with Recs

Organic Matter, Available Phosphorus (P1 Weak Bray and P2 Strong Bray), Exchangeable Potassium, Magnesium, Calcium and Hydrogen, Soil pH, Buffer Index, Cation Exchange Capacity, Percent Base Saturation of Cation Elements

**\$9.30**  
without Recs

<b>S3C</b>	250g	3 BD	<b>\$26.50</b> with Recs
------------	------	------	-----------------------------

A complete analysis including S1A, S2N and S3 [Organic Matter, Available Phosphorus (P1 Weak Bray and P2 Strong Bray), Exchangeable Potassium, Magnesium, Calcium and Hydrogen, Soil pH, Buffer Index, Cation Exchange Capacity, Percent Base Saturation of Cation Elements, Nitrate Nitrogen, Soluble Salts, Sodium, and Excess Lime, Sulfur, Zinc, Manganese, Iron, Copper, Boron] **Recommended if a field has never been sampled before. Recommended for legume crops.**

**\$25.50**  
without Recs

<b>SOIL HEALTH COMPLETE</b>	250g	3 BD	<b>\$65.00</b>
-----------------------------	------	------	----------------

Comprised of three components:

1. An in-depth soil analysis (S3C) that will address the chemical aspects of the soil test
2. 1-day CO<sub>2</sub>C
3. The Haney Test with a Soil Health Calculation

Our analyses are the first step in creating high yielding, sustainable agriculture. Other analytical services we offer include:

- Soil & soil health
- Plant tissue
- Nematodes
- Irrigation water
- Stalk nitrate
- Nutrient management
- Manure, biosolids & compost
- Fertilizer and lime
- Feed & forage

# HOW TO GET STARTED

- 1 | Create an Account at [MyLab.midwestlabs.com](http://MyLab.midwestlabs.com)
- 2 | Order your sampling supplies today.
- 3 | Complete the Submittal Form on our MyLab Portal
- 4 | Receive Results electronically on your MyLab Portal account or via Email
- 5 | You'll be invoiced after your results are reported

**CONTACT OUR CLIENT ONBOARDING SPECIALIST WITH ANY QUESTIONS AT 402.334.7770**



# SOIL SAMPLING & INTERPRETING RESULTS

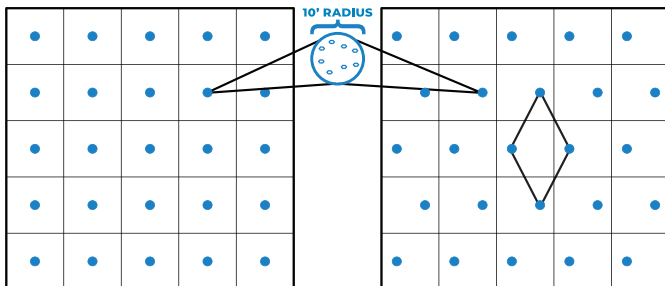
Soil tests should be taken in such a manner to maximize their use as a soil fertility index based on comparison between sampling events. Consistency, in the areas of season, location (aided by GPS techniques), crop rotation, soil type and sampling depth must be maintained for proper soil test interpretation.

Development of site-specific nutrient management via global positioning systems (GPS) and variable rate fertilization (VRF) demands that soil sampling be intensively organized into a systematic grid pattern. For more information, please review our “[Soil Sampling & Interpreting Results](#)” booklet.



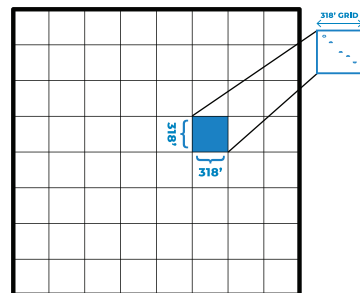
**SAMPLE SIZE REQUIRED**  
Fill a Midwest Labs Soil Bag to the **RED FILL LINE**  
(Approximately 2 cups)

## Sampling Grid Examples

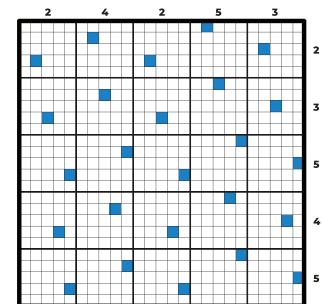


**SYSTEMATIC GRID - SQUARE SAMPLING PATTERN**

**SYSTEMATIC GRID - DIAMOND SAMPLING PATTERN**



**GRID CELL SAMPLING**  
technique soil test values represent an area



**SYSTEMATIC UNALIGNED GRID**

A REPORT NUMBER XX-YYY-ZZZZ		B ACCOUNT 1234		C RECEIVED DATE D		Midwest Laboratories, Inc.		E INFORMATION SHEET: 123456																							
<table border="1"> <thead> <tr> <th>LAB NUMBER</th> <th>SAMPLE IDENTIFICATION</th> <th>ORGANIC MATTER</th> <th>PHOSPHORUS</th> <th>PROFESSORIAL MANAGEMENT</th> <th>CALCIUM</th> <th>SODIUM</th> <th>SOIL pH</th> <th>IRON</th> <th>EXCESS LIME RATE</th> <th>COMMENTS</th> </tr> </thead> <tbody> <tr> <td>F</td> <td>G</td> <td>1</td> <td>2</td> <td>3</td> <td>4</td> <td>5</td> <td>6</td> <td>7</td> <td>8</td> <td>9</td> </tr> </tbody> </table>										LAB NUMBER	SAMPLE IDENTIFICATION	ORGANIC MATTER	PHOSPHORUS	PROFESSORIAL MANAGEMENT	CALCIUM	SODIUM	SOIL pH	IRON	EXCESS LIME RATE	COMMENTS	F	G	1	2	3	4	5	6	7	8	9
LAB NUMBER	SAMPLE IDENTIFICATION	ORGANIC MATTER	PHOSPHORUS	PROFESSORIAL MANAGEMENT	CALCIUM	SODIUM	SOIL pH	IRON	EXCESS LIME RATE	COMMENTS																					
F	G	1	2	3	4	5	6	7	8	9																					
<table border="1"> <thead> <tr> <th>LAB NUMBER</th> <th>AMMONIA</th> <th>NITRATE-N</th> <th>SULFUR</th> <th>ZINC</th> <th>MANGANESE</th> <th>BORON</th> <th>COPPER</th> <th>IRON</th> <th>SOIL pH</th> </tr> </thead> <tbody> <tr> <td></td> <td>10</td> <td></td> <td>11</td> <td>12</td> <td>13</td> <td>14</td> <td>15</td> <td>16</td> <td>17</td> <td>18</td> </tr> </tbody> </table>										LAB NUMBER	AMMONIA	NITRATE-N	SULFUR	ZINC	MANGANESE	BORON	COPPER	IRON	SOIL pH		10		11	12	13	14	15	16	17	18	
LAB NUMBER	AMMONIA	NITRATE-N	SULFUR	ZINC	MANGANESE	BORON	COPPER	IRON	SOIL pH																						
	10		11	12	13	14	15	16	17	18																					
19 COMMENTS:																															

## Example Report for soil testing

- A. Report number
- B. Account
- C. Report date
- D. Received date
- E. Information sheet number
- F. Lab number
- G. Sample identification
- 1. Organic matter
- 2. Potassium
- 3. Magnesium & calcium
- 4. Sodium
- 5. Soil pH
- 6. Buffer index
- 7. Cation Exchange Capacity – (CEC)
- 8. % base saturation
- 9. Nitrate-nitrogen
- 10. Sulfur
- 11. Zinc
- 12. Manganese
- 13. Iron
- 14. Copper
- 15. Boron
- 16. Excess lime rate
- 17. Soluble salts
- 18. Comments

**TO ORDER SAMPLE SUPPLIES, SHIPPING LABELS, BOXES AND CONTAINERS**

Log in to your MyLab Portal account or contact Client Services at 402.334.7770